

2016 TOP FEED COMPANIES




Feed International's special report features 100 compound feed manufacturers that produced more than 1 million metric tons in calendar year 2016.






-  Poultry
-  Pig
-  Ruminant
-  Aque
-  Equine
-  Pet

Company	Country	Annual compound feed production (x1,000 metric tons)	No. of feed mills							For more information, visit:
Cargill	Thailand	27,650		X	X	X	X		X	https://goo.gl/YLmK59
New Hope Group	China	20,000	200	X	X	X				http://goo.gl/yvrv81
Cargill	United States	17,900	250	X	X	X	X	X	X	http://goo.gl/GT0lgf
Lund D'Lakes	United States	13,500		X	X	X	X	X	X	http://goo.gl/bocYrN
Wen's Food Group	China	12,000		X	X					http://goo.gl/xPGfftd
BRF	Brazil	10,506	31	X	X				X	http://goo.gl/mvmlh6
Tyson Foods	United States	10,000	32	X	X	X				http://goo.gl/Pv3jquH
FurFarmers N.V.	Netherlands	9,259	42	X	X	X	X	X		http://goo.gl/44fygz
East Hope Group	China	7,600	96	X	X	X				http://goo.gl/PBFerR
J&J Zen-Noh	Japan	7,200	22	X	X	X				http://goo.gl/hx2lRP
Arab Company for Livestock Development (ACOLID)	Saudi Arabia	6,840		X		X				http://goo.gl/ZKJlX8
Agrifirm Group	Netherlands	6,706		X	X	X		X	X	http://goo.gl/E2qjln
Shuangbaotai Group (Twins Group)	China	6,600			X					http://goo.gl/DyINw0
Alltech*	United States	6,500	77	X	X	X	X	X	X	https://goo.gl/ChkkW
Haid Group	China	6,300		X	X	X	X			http://goo.gl/e3oMlx
Tangrenshen Group (TRS)	China	6,000	40		X					http://goo.gl/gouUKNj
De Heus	Netherlands	5,950	46	X	X	X	X	X		http://goo.gl/4Qh3K
Nutreco	Netherlands	5,900	43	X	X	X	X	X	X	http://goo.gl/7DeJw3
Tongwei Group	China	5,500		X	X	X	X		X	http://goo.gl/Tqm93N
NongHyup Feed Inc.	South Korea	5,500	23	X	X	X		X	X	http://goo.gl/v1jpsP
WH Group	China	5,250		X	X					https://goo.gl/Yfx5xo
Yantai Group	China	5,000	15	X	X	X	X			http://goo.gl/666b2j
Zhengbang Science and Technology	China	4,620			X		X			http://goo.gl/B75r1Y

Company	Country	Annual compound feed production (x1,000 metric tons)	No. of feed mills							For more information, visit:
DIG Group	Denmark	4,500	34	X	X	X				http://goe.gl/Zw5zfs
DaChan Food (Asia) Ltd.	China	4,320	19	X	X	X				http://goe.gl/XDhwy
Industrias Bachoco	Mexico	4,290	20	X	X	X	X		X	http://goe.gl/DJwKE
Malayan Flour Mills	Malaysia	4,200	6	X		X	X	X		http://goe.gl/9MN4t
Agrovis Raiffeisen	Germany	4,060	15	X	X	X	X	X		http://goe.gl/hu09EL
Sichuan Tequ Investment	China	4,000	32	X	X	X				http://goe.gl/CjDGH
Jopfa Ltd.	Singapore	4,000	30	X	X		X			http://goe.gl/YDTFmY
Agrosuper Group	Chile	3,400	5	X	X		X			http://goe.gl/BfQqA
Avril/Sanders	France	3,400	23	X	X	X	X	X	X	http://goe.gl/rv2mF
Huaying Agricultural Development	China	3,180		X						http://goe.gl/h7mxL
Amul	India	3,170	12			X				http://goe.gl/vQNH0R
San Miguel Pure Foods	Philippines	3,150	41	X	X		X			http://goe.gl/ovgl0m
Veronesi	Italy	3,150	7	X	X	X	X	X	X	http://goe.gl/VNDZM
Harim Group	South Korea	3,100	11	X	X	X	X	X	X	http://goe.gl/3RwQw
Betagro Group	Thailand	3,000	9	X	X	X	X		X	http://goe.gl/CjHh5
ADM Alliance Nutrition	United States	3,000		X	X	X	X	X	X	http://goe.gl/evu4A
JBS S.A.	Brazil	3,000	44	X	X	X				http://goe.gl/QnhQU8
Feed One	Japan	2,900		X	X	X	X		X	http://goe.gl/YGNDw
Marubeni-Nisshin Feed Co.	Japan	2,804	13	X	X	X	X			http://goe.gl/csK7Z5
Tieqilsi Group	China	2,800	20	X	X					http://goe.gl/8B4PY
DTC Deutsche Tiermahrung Cramer	Germany	2,800	14	X	X	X		X	X	http://goe.gl/zRLShL
Neovia (formerly InVivo NSA)	France	2,650	31	X	X	X	X	X	X	http://goe.gl/3t64zZ
Chubu Shiryu	Japan	2,600		X	X	X	X		X	http://goe.gl/cqinI
Dobeinong Group	China	2,600		X	X	X	X			http://goe.gl/Efvs1f
Perdue Farms	United States	2,500	12	X						http://goe.gl/1HnJG
CJ Cheil Jedang	South Korea	2,500	19	X	X	X	X		X	http://goe.gl/BfPdx
Masan Nutri-Science	Vietnam	2,500	13	X	X	X	X			http://goe.gl/dYTRJ
Zoellig Gold Coin	Malaysia	2,500	22	X	X	X	X	X	X	http://goe.gl/vrn31H

Company	Country	Annual compound feed production (x1,000 metric tons)	No. of feed mills							For more information, visit:
Danish Agro Group	Denmark	2,400		X	X	X		X		http://goo.gl/eDP6FW
Myromivsky Hliboproduct (MHP)	Ukraine	2,371	4	X						http://goo.gl/q2trm8
Nison Corp.	Japan	2,240	9	X	X	X	X	X	X	http://goo.gl/kd5IQs
AB Agri	United Kingdom	2,227	20	X	X	X	X	X	X	http://goo.gl/vsRTZA
J.D. Heiskell & Co.	United States	2,200	11	X	X	X				http://goo.gl/Bt0Goe
Suguna Foods	India	2,200	40	X						http://goo.gl/He1pIQ
Kent Nutrition Group	United States	2,000	13	X	X	X	X	X	X	http://goo.gl/1MGTQp
Triskalia	France	2,000	17	X	X	X	X	X		http://goo.gl/Xxiiu3
Hi-Pro Feeds	United States	1,900	15	X	X	X	X	X	X	http://goo.gl/cgg3br
Ridley AgriProducts	Australia	1,900	21	X	X	X	X	X	X	http://goo.gl/vfx8FY
Aresco Feed	Saudi Arabia	1,800	2	X		X	X	X		http://goo.gl/vr1MB6
Vall Companys Grupo	Spain	1,780	4	X	X	X				http://goo.gl/CZq7V
Easy Bio	South Korea	1,713	10	X	X	X				http://goo.gl/5hh1ry
Southern States Coop	United States	1,700	7	X	X	X	X	X	X	http://goo.gl/1gCYw
Aveve Group	Belgium	1,609		X	X	X	X	X	X	http://goo.gl/djFZp
Bröring Unternehmensgruppe	Germany	1,600	6	X	X	X				http://goo.gl/AnqudD
Amodori	Italy	1,500	4	X						http://goo.gl/D9FMXK
Thai Foods Group	Thailand	1,440	3	X	X					http://goo.gl/DK5ib
Aurora Alimentos	Brazil	1,440	6	X	X	X				http://goo.gl/vF3RAe
Terrena	France	1,420	11	X	X		X	X		http://goo.gl/EHh6D
Abaloglu Group	Turkey	1,420	7	X		X	X			http://goo.gl/KDIEFw
RCL Foods Ltd.	South Africa	1,400	7	X	X	X		X		http://goo.gl/1y1e1e
Cooperi Arc Atlantique	France	1,400	3	X	X	X				http://goo.gl/SHW317
Astral Foods	South Africa	1,397	7	X	X	X	X	X	X	http://goo.gl/3D5K9b
Prestage Farms	United States	1,360	5	X	X					https://goo.gl/FykQ1t
Miratorg	Russia	1,322	4	X	X	X				http://goo.gl/2R1wKO
Lantmännen Lantbruk	Sweden	1,300		X	X	X		X		http://goo.gl/c11e0k

Company	Country	Annual compound feed production (x1,000 metric tons)	No. of feed mills							For more information, visit:
Agropecuaria de Guisasa	Spain	1,277	9	X	X	X		X	X	http://goo.gl/AoiYMA
Malindo Feedmill	Indonesia	1,250	5	X			X			http://goo.gl/NINWhL
Muyuan Foodstuff	China	1,250			X					http://goo.gl/xSS8SB
Dayoo Group	China	1,200		X	X					http://goo.gl/L7TfSI
PHW Group	Germany	1,200	8	X						http://goo.gl/sPOv7I
HeKangYuan Group	China	1,100	13	X	X	X	X			http://goo.gl/6n65HF
Country Bird Holdings Ltd.	South Africa	1,100	5	X	X	X				http://goo.gl/NDFc4D
Xinjiang Tiankong	China	1,100		X	X	X	X			http://goo.gl/qDMaOH
Gadrej Agrivet	India	1,100	30	X		X	X			http://goo.gl/Wbd80p
Marfrig Global Foods	Brazil	1,030	27	X	X	X	X		X	http://goo.gl/SujsQw
Nutréo Nutrition Animale (NNA)	France	1,023	6	X	X	X	X	X	X	http://goo.gl/7sY7fW

Company	Country	Annual compound feed production (x1000 metric tons)	No. of feed mills							For more information, visit:
Evergreen Group	China	1,000			X		X			https://goo.gl/8pE1k
Nichiwa Sangyo	Japan	1,000	5	X	X	X	X			http://goo.gl/6EAI9A
Zhucheng Waimao Co. Ltd	China	1,000		X	X	X				http://goo.gl/wDZtrQ
Itacol	Colombia	1,000	10	X	X	X	X	X	X	http://goo.gl/Th7p8v
GFPT	Thailand	1,000	2	X			X			http://goo.gl/jkcYrY
Wadi Group	Egypt	1,000	2	X						http://goo.gl/LWYYLN
Choveevan Group	Thailand	1,000	1	X						http://goo.gl/nur6Wh
AFGR1 Animal Feeds	South Africa	1,000	6	X	X	X			X	http://goo.gl/P90k8s
BioMar Group	Denmark	1,000					X			http://goo.gl/5SchR2
Zhenghong Technology Development	China	1,000	22	X	X	X	X			http://goo.gl/tWafgE
GT Foods Group	Brazil	1,000	4	X						http://goo.gl/x7qvE8